



CATALOGUE

Power Connector

PWE, PWF, PWG



PWC, PWCU



PWL



PWJ, PWH

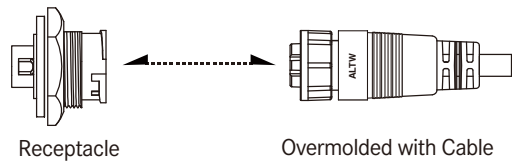


PWCU

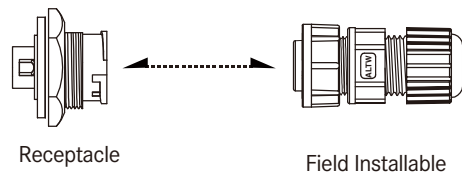


Range Overview

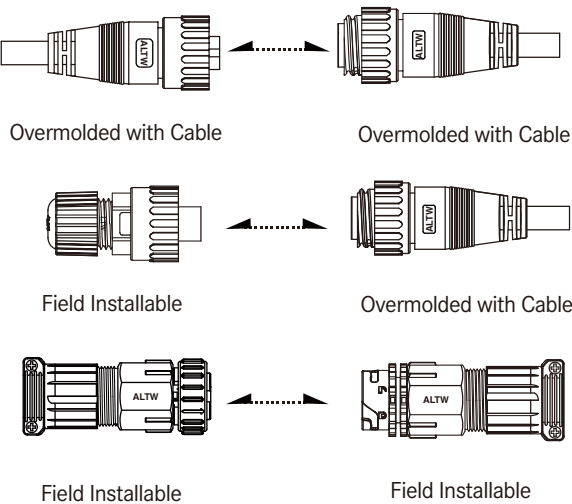
Receptacle to Overmolded with Cable



Receptacle to Field Installable



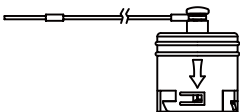
In Line



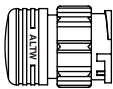
Accessories



Waterproof Cap
See page 21-13



Waterproof Cap
See page 21-13



Waterproof Cap
See page 21-13

* Design and specification are subject to change without notice.

Specification

Identifications	Power Connector
Description	Receptacle Overmolded with Cable Field Installable
Current Rating / Data	8A, 12A, 16A, 20A, 25A, 30A, 10A+2A, 20A+2A
Material	Contacts: Copper Alloy, Gold Plated Connector Body (Housing) : Nylon+GF, UL Recognized, PPE
Waterproof Rating	IP66~68
Temperature Range	Receptacle : -40°C ~ +105°C Overmolded with Cable : -20°C ~ +80°C Field Installable : -40 °C~105 °C
Contact Resistance	≤ 5mΩ
Insulation Resistance	≥ 100MΩ at DC500V
Durability	500 cycles
Breakdown Voltage	≥ AC1000V / 1 minute
More to know	Standard Cable Length: 01~99M

Ordering Information

1	2	3	4	5	6	7	8	9	10
Specification / Current Rating (PWE) 8A (PWCU) 20A+2A (PWF) 12A (PWG) 16A (PWC) 20A (PWJ) 30A* (PWH) 25A (PWL) 30A*									
Number of Contacts 02, 03, 04, 05, 06, 07.... EX. (02) = 2 Contacts									
Connector Body (Style) <div> <div> <u>> For Receptacle</u> (P) Front Fastened (R) Rear Fastened </div> <div> <u>> For Overmolded with Cable</u> (A) With Strain Relief (B) Without Strain Relief <u>> For Field installable</u> (B) Without Strain Relief </div> </div>									
Connector (Housing) Gender (M) Male Connector (F) Female Connector									
Contact Gender (M) Male (C) Combo (F) Female									
Assemble Style <div> <div> <u>> For Receptacle</u> (S) Solder Type (B) Screw in Type (C) Crimp Type </div> <div> <u>> For Overmolded with Cable</u> (M) Overmolded with Cable <u>> For Field Installable</u> (A) Field installable (Solder) (B) Screw in Type (C) Crimp Type </div> </div>									
Mating Style (S) Screw Thread (L) 2 or 3 Points Lock Bayonet (T) 3 Points Lock Bayonet									
Backshell <div> <div> <u>> For Receptacle</u> (C) Circular (S) Square </div> <div> <u>> For Overmolded with Cable</u> (L) Straight (R) Right Angle </div> <div> <u>> For Field Installable</u> (L) Straight (R) Right Angle </div> </div>									
Waterproof Rating (6) IP 66 (7) IP 67 (8) IP 68									
More Information <div> <div> <u>> For Receptacle</u> 001, 002, 003..... Without Cable : Different Versions </div> <div> <u>> For Overmolded with Cable</u> (□)+(■) : Cable Type + Cable Length EX. (A01) = UL2464 Cable + 1M <div> <div> <u>(□) : Cable Type</u> (A) UL2464 Cable (B) Power Cable(TC-ER) (C) SJTOW Cable </div> <div> <u>(■) : Cable Length</u> (D) SJTW Cable From 1M to 99M (E) H05 Cable (F) H07 Cable </div> </div> </div> <div> <u>> For Field Installable</u> (001) Cable OD range 12-16mm (002) Cable OD range 09-12mm </div> </div>									

* 30A (PWJ) Recommended For Inverter Application

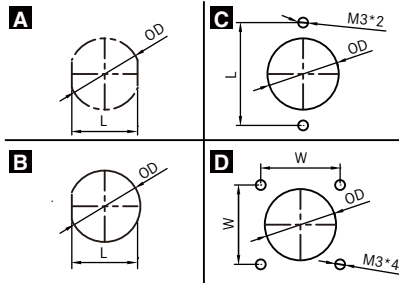
* 30A (PWL) Recommended For LED Application

* Design and specification are subject to change without notice.

Physical Dimension

Receptacle Cut-Out

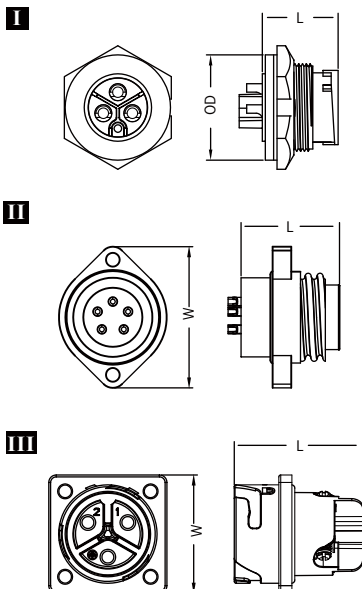
Panel Cut-Out



Connector(Housing) Gender Current Rating	Type	L / W		OD	L / W		OD
		Male			Female		
8A (PWE)	C	31.1	21.55		31.1	21.55	
12A (PWF)	C	31.1	21.55		31.1	21.55	
16A (PWG)	C	31.1	21.60		31.1	21.60	
20A (PWC)	B	19.4	20.80		-	-	
25A (PWH)	B	30.2	32.00		-	-	
	A	23.2	25.20		-	-	
20A+2A (PWCU)	B	19.4	20.80		-	-	
30A (PWL)	D	23.0	23.00		-	-	
30A (PWJ)	A	23.2	25.20		-	-	

Dimensions are shown in millimeters

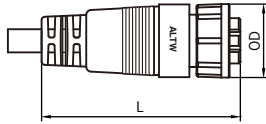
Connector Dimension



Connector(Housing) Gender Current Rating	Type	L		OD / W		Recommend Panel Thickness
		Female	Male	Female	Male	Female & Male
8A (PWE)	II	27.50	26.50	38.00	38.00	-
12A (PWF)	II	27.50	26.50	38.00	38.00	-
16A (PWG)	II	32.40	31.00	38.00	38.00	-
20A (PWC)	I	-	18.00	-	25.00	4.5 mm Max.
25A (PWH)	I	-	55.00	-	40.00	5.0 mm Max.
		-	47.00	-	35.00	0.5~8 mm
20A+2A (PWCU)	I	-	18.00	-	25.00	4.5 mm Max.
30A (PWL)	III	-	34.60	-	31.80	-
30A (PWJ)	I	-	47.00	-	35.00	0.5~8 mm

Dimensions are shown in millimeters

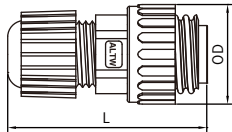
Overmolded with Cable



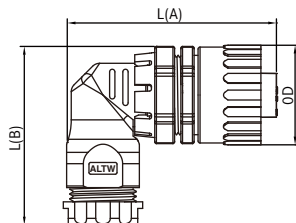
Connector(Housing) Gender Current Ranting	L		OD	
	Female	Male	Female	Male
8A (PWE)	70.3	72.0	30.2	30.2
12A (PWF)	70.3	72.0	30.2	30.2
20A (PWC)	60.0	65.5	22.2 (L) 23.0 (T)	18.0
25A (PWH)	91.55	100.4	40.0	31.75
20A+2A (PWCU)	60.0	65.5	22.2	18.0

* (L) 2 Points Lock Bayonet | (T) 3 Points Lock Bayonet

Field Installable



(See 3rd top-right hand chart)












(See bottom right hand chart)

Connector(Housing) Gender Current Ranting	L		OD	
	Female	Male	Female	Male
8A (PWE)	60.7	60.4	30.2	30.2
12A (PWF)	60.7	60.4	30.2	30.2
16A (PWG)	67.0	67.0	30.2	30.2
20A (PWC)	48.15	-	22.2	-
20A+2A (PWCU)	88.4	91.0	33.0	26.9
	48.15	-	22.2	-
25A (PWH)	87.4	84.1	38.0	38.0
30A (PWL)	92.14	-	35.2	-
30A (PWJ)	87.4	84.1	38.0	38.0

Connector(Housing) Gender Current Ranting	L [A]	L [B]	OD
	Female / Male	Female / Male	Female / Male
16A (PWG)	62.0	54.0	30.2

Dimensions are shown in millimeters

Contact Configuration

	8A (PWE)		12A (PWF)		16A (PWG)		20A (PWC)	
4 5	MM or FF	MF or FM	MM or FF	MF or FM	MM or FF	MF or FM	MM or FF	MF or FM
2Contacts (02)			 R C F					
3Contacts (03)			 R C F				 R C	 R C
4Contacts (04)			 R C F		 F			
5Contacts (05)	 R C F							
6Contacts (06)	 R C F							
7Contacts (07)	 R C F							
12Contacts (12)								

25A (PWH)			20A+2A (PWCU)			30A (PWL)/(PWJ)		
MM or FF	MF or FM		MM or FF	MF or FM		MM or FF	MF or FM	
R	C					R	F	
			R	C	F	R	C	F
R		F	R		F			
				F				

R: receptacle

C: overmolded with cable

F: field installable

- 8A (PWE)
 12A (PWF)
 16A (PWG)
 20A (PWC)
 25A (PWH)
 20A+2A (PWCU)
 30A (PWL)

1

Number of Contacts:

2

Ex.2 contacts (02)

Connector (Housing) Gender:

4

Male(M) or Female(F)

Contact Gender:

5

Male(M) or Female(F)

More to Choose:

6

• Solder (S)

- Solder Cup

- Solder Contact



• Screw In (B)



• Crimped (C)

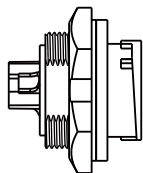


+



Product Features

┘ Receptacle



Backshell 8



Circular (C)

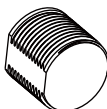


Square (S)

Mating Style 7

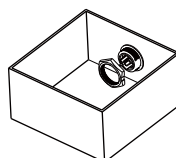


2 Points Lock Bayonet (L)

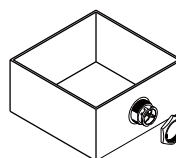
3 Points Lock Bayonet (T)
(With or without Unlocking
Tool)

Screw Thread (S)

Connector Body(Style) 3

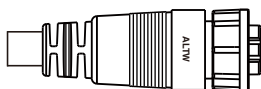


Rear Fastened (R)



Front Fastened (P)

┘ Overmolded with Cable



Backshell 8

Straight
(L)

Mating Style 7



2 Points Lock Bayonet (L)



Screw Thread (S)

Connector Body(Style) 3

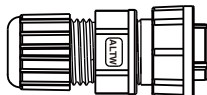


With Strain Relief (A)

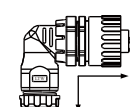


Without Strain Relief (B)

┘ Field Installable



Backshell 8

Straight
(L)Right Angle
(R)

Mating Style 7

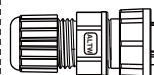


2 Points Lock Bayonet (L)

3 Points Lock Bayonet (T)
(With or without Unlocking
Tool)

Screw Thread (S)

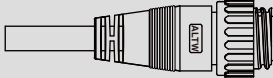


Connector Body(Style) 3



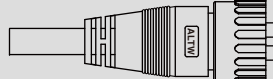
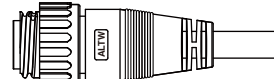
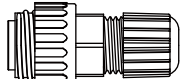
Without Strain Relief (B)

Find Our Standard Products

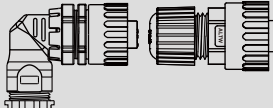

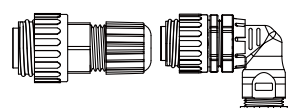
└ In-line

<ul style="list-style-type: none"> • Male Connector (Housing) • Male Contacts • Screw Thread 		Overmolded with Cable	Overmolded with Cable	Field Installable
				
		** Selecting the proper cable length from 1~99m for your connector	** Selecting the proper cable length from 1~99m for your connector	
Current Rating (Code)	Contacts ②	Male Connector (M) Male Contacts (M)	Female Connector (F) Female Contacts (F)	Female Connector (F) Female Contacts (F)
8A (PWE)	05,06,07	PWE- ② AMMM-SL7A**	PWE- ② AFFM-SL7A**	PWE- ② BFFA-SL7001
12A (PWF)	02,03,04	PWF- ② AMMM-SL7A**	PWF- ② AFFM-SL7A**	PWF- ② BFFA-SL7001
25A (PWH)	03	PWH-03AMMM-SL7A**	PWH-03AFFM-SL7A**	-

└ In-line



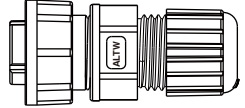
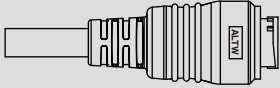
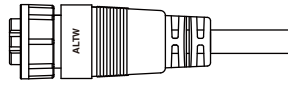
<ul style="list-style-type: none"> • Female Connector (Housing) • Female Contacts • Screw Thread 		Overmolded with Cable	Overmolded with Cable	Field Installable
				
		** Selecting the proper cable length from 1~99m for your connector	** Selecting the proper cable length from 1~99m for your connector	
Current Rating (Code)	Contacts ②	Female Connector (F) Female Contacts (F)	Male Connector (M) Male Contacts (M)	Male Connector (M) Male Contacts (M)
8A (PWE)	05,06,07	PWE- ② AFFM-SL7A**	PWE- ② AMMM-SL7A**	PWE- ② BMMA-SL7001
12A (PWF)	02,03,04	PWF- ② AFFM-SL7A**	PWF- ② AMMM-SL7A**	PWF- ② BMMA-SL7001
25A (PWH)	03	PWH-03AFFM-SL7A**	PWH-03AMMM-SL7A**	-

└ In-line



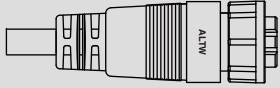

<ul style="list-style-type: none"> • Female Connector (Housing) • Female Contacts • Screw Thread 		Field Installable	Overmolded with Cable	Field Installable
				
		⑧ Choose straight (L) or right angle (R) *** Choose Pin Plated: Gold Plated (001) / Silver Plated (002) / Tin Plated (003)		⑧ Choose straight (L) or right angle (R) *** Choose Pin Plated: Gold Plated (001) / Silver Plated (002) / Tin Plated (003)
Current Rating (Code)	Contacts ②	Female Connector (F) Female Contacts (F)	Male Connector (M) Male Contacts (M)	Male Connector (M) Male Contacts (M)
8A (PWE)	05~07	PWE- ② BFFA-SL7001	-	PWE- ② BMMA-SL7001
12A (PWF)	02~04	PWF- ② BFFA-SL7001	-	PWF- ② BMMA-SL7001
16A (PWG)	04	PWG-04BFFB-S ⑧ 7***	-	PWG-04BMMB-S ⑧ 7***

* Design and specification are subject to change without notice.

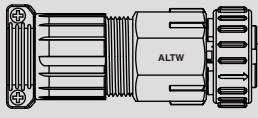
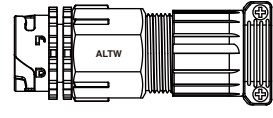
In-line

<ul style="list-style-type: none"> • Male Connector (Housing) • Male Contacts • 2 Points Lock Bayonet & 3 Points Lock Bayonet 		Overmolded with Cable 	Overmolded with Cable 	Field Installable 
				
		** Selecting the proper cable length from 1~99m for your connector	** Selecting the proper cable length from 1~99m for your connector	*** Selecting UL (002) or Non-UL (001)
Current Rating (Code)	Contacts	Male Connector (M) Male Contacts (M)	Female Connector (F) Female Contacts (F)	Female Connector (F) Female Contacts (F)
20A (PWC)	03	PWC-03AMMM-LL7A** PWC-03AMMM-LL7B** PWC-03AMMM-LL7D** PWC-03AMMM-LL7E** PWC-03BMMM-LL7D** PWC-03BMMM-LL7E** PWC-03AMMM-TL7A** PWC-03AMMM-TL7B**	PWC-03AFFM-LL7A** PWC-03AFFM-LL7B** PWC-03AFFM-LL7D** PWC-03AFFM-LL7E** PWC-03BFFM-LL7D** PWC-03BFFM-LL7E** PWC-03AFFM-TL7A** PWC-03AFFM-TL7B**	PWC-03BFFA-LL7*** PWC-03BFFA-TL7001
20A+2A (PWCU)	04	PWCU-04AMMM-LL7A** PWCU-04AMMM-LL7B** PWCU-04AMMM-TL7A** PWCU-04AMMM-TL7B**	PWCU-04AFFM-LL7A** PWCU-04AFFM-LL7B** PWCU-04AFFM-TL7A** PWCU-04AFFM-TL7B**	PWCU-04BFFA-LL7*** PWCU-04BFFA-TL7001




In-line

<ul style="list-style-type: none"> • Female Connector (Housing) • Female Contacts • 2 Points Lock Bayonet 		Overmolded with Cable 	Overmolded with Cable 	Field Installable
				
		** Selecting the proper cable length from 1~99m for your connector	** Selecting the proper cable length from 1~99m for your connector	
Current Rating (Code)	Contacts	Female Connector (F) Female Contacts (F)	Male Connector (M) Male Contacts (M)	
20A (PWC)	03	PWC-03AFFM-LL7A** PWC-03AFFM-LL7B** PWC-03AFFM-LL7D** PWC-03AFFM-LL7E**	PWC-03AMMM-LL7A** PWC-03AMMM-LL7B** PWC-03AMMM-LL7D** PWC-03AMMM-LL7E**	-
20A+2A (PWCU)	(1+3)	PWCU-04AFFM-LL7A** PWCU-04AFFM-LL7B**	PWCU-04AMMM-LL7A** PWCU-04AMMM-LL7B**	-

In-line




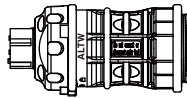
<ul style="list-style-type: none"> • Female Connector (Housing) • Female Contacts • 3 Points Lock Bayonet 		Field Installable <div>  </div>	Overmolded with Cable <div>  </div>	Field Installable
Current Rating (Code)	Contacts	Female Connector (F) Female Contacts (F)	Male Connector (M) Male Contacts (M)	Male Connector (M) Male Contacts (M)
20A+2A (PWCU)	(6+6)	PWCU-12BFFA-TL7001	-	PWCU-12BMMA-TL7001

In-line


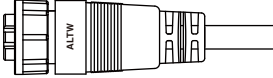
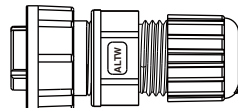
<ul style="list-style-type: none">• Male Connector (Housing)• Male Contacts• 3 Points Lock Bayonet• Unlock Tool Needed (Part Number: ANB00010649) 		<p>Field Installable</p>  <p>***Selecting the cable OD range 12~16mm (001) or OD 09~12mm (002)</p>	<p>Overmolded with Cable</p>  <p>Field Installable</p> <p>***Selecting the cable OD range 12~16mm (001) or OD 09~12mm (002)</p>	
Current Rating (Code)	Contacts	Male Connector (M) Male Contacts (M)	Female Connector (F) Female Contacts (F)	Female Connector (F) Female Contacts (F)
25A (PWH)	05	PWH-05BMMC-LL8***	-	PWH-05BFFC-LL8***
30A (PWJ)	03	PWJ-03BMMB-LL8***	-	PWJ-03BFFB-LL8***

* Design and specification are subject to change without notice.

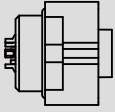
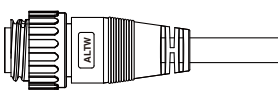
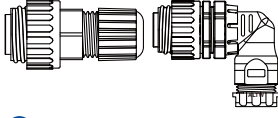
In-line

<ul style="list-style-type: none"> • Male Connector (Housing) • Female Contacts • 3 Points Lock Bayonet • Unlock Tool Needed (Part Number: ANB00010649) 		Field Installable  ***Selecting the cable OD range 12~16mm (001) or OD 09~12mm (002)	Overmolded with Cable 	Field Installable  ***Selecting the cable OD range 12~16mm (001) or OD 09~12mm (002)
Current Rating (Code)	Contacts	Male Connector (M) Female Contacts (F)	Female Connector (F) Male Contacts (M)	Female Connector (F) Male Contacts (M)
25A (PWH)	05	PWH-05BMFC-LL8***	-	PWH-05BFMC-LL8***
30A (PWJ)	03	PWJ-03BMFB-LL8***	-	PWJ-03BFMB-LL8***

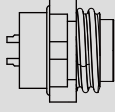

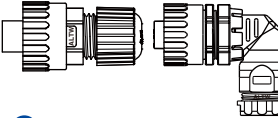
In-line

<ul style="list-style-type: none"> • Male Connector (Housing) • Male Contacts • 2 Points Lock Bayonet & 3 Points Lock Bayonet 		Overmolded with Cable  ** Selecting the proper cable length from 1~99m for your connector	Overmolded with Cable  ** Selecting the proper cable length from 1~99m for your connector	Field Installable  *** Selecting UL (002) or Non-UL (001)
Current Rating (Code)	Contacts	Male Connector (M) Female Contacts (F)	Female Connector (F) Male Contacts (M)	Female Connector (F) Male Contacts (M)
20A (PWC)	03	PWC-03AMFM-LL7A** PWC-03AMFM-LL7B** PWC-03AMFM-LL7D** PWC-03AMFM-LL7E** PWC-03BMFM-LL7D** PWC-03BMFM-LL7E** PWC-03AMFM-TL7A** PWC-03AMFM-TL7B**	PWC-03AFMM-LL7A** PWC-03AFMM-LL7B** PWC-03AFMM-LL7D** PWC-03AFMM-LL7E** PWC-03BFMM-LL7D** PWC-03BFMM-LL7E** PWC-03AFMM-TL7A** PWC-03AFMM-TL7B**	PWC-03BFMA-LL7***
20A+2A (PWCU)	04	PWCU-04AMFM-LL7A** PWCU-04AMFM-LL7B**	PWCU-04AFMM-LL7A** PWCU-04AFMM-LL7B**	-

Receptacle and Mating Pair

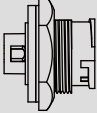

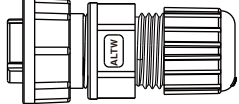
<ul style="list-style-type: none"> Female Connector (Housing) Female Contacts Screw Thread 		Receptacle  <small>*** Choose Pin Plated: Gold Plated (001) / Silver Plated (002) / Tin Plated (003)</small>	Overmolded with Cable  <small>** Choose the proper cable length from 1~99m for your connector</small>	Field Installable  <small>8 Choose straight (L) or right angle (R)</small> <small>*** Choose Pin Plated: Gold Plated (001) / Silver Plated (002) / Tin Plated (003)</small>
Current Rating (Code)	Contacts 2	Female Connector (F) Female Contacts (F)	Male Connector (M) Male Contacts (M)	Male Connector (M) Male Contacts (M)
8A (PWE)	05~07	PWE-2 PFFS-SC7001	PWE-2 AMMM-SL7A**	PWE-2 BMMA-SL7001
12A (PWF)	02~04	PWF-2 PFFS-SC7001	PWF-2 AMMM-SL7A**	PWF-2 BMMA-SL7001
16A (PWG)	04	PWG-04PFFB-SC7***	-	PWG-04BMMS-S 8 7***

Receptacle and Mating Pair

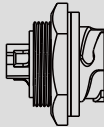
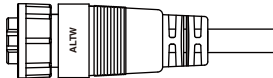
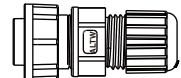
<ul style="list-style-type: none"> Male Connector (Housing) Male Contacts Screw Thread 		Receptacle  <small>*** Choose Pin Plated: Gold Plated (001) / Silver Plated (002) / Tin Plated (003)</small>	Overmolded with Cable  <small>** Choose the proper cable length from 1~99m for your connector</small>	Field Installable  <small>8 Choose straight (L) or right angle (R)</small> <small>*** Choose Pin Plated: Gold Plated (001) / Silver Plated (002) / Tin Plated (003)</small>
Current Rating (Code)	Contacts 2	Male Connector (M) Male Contacts (M)	Female Connector (F) Female Contacts (F)	Female Connector (F) Female Contacts (F)
8A (PWE)	05~07	PWE-2 PMMS-SC7001	PWE-2 AFFM-SL7A**	PWE-2 BFFA-SL7001
12A (PWF)	02~04	PWF-2 PMMS-SC7001	PWF-2 AFFM-SL7A**	PWF-2 BFFA-SL7001
16A (PWG)	04	PWG-2 PMMB-SC7***	-	PWG-04BFFB-S 8 7***
25A (PWH)	03	PWH-03PMMB-SC7001	PWH-03AFFM-SL7A**	-

* Design and specification are subject to change without notice.


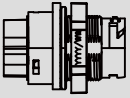
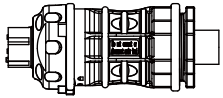
Receptacle and Mating Pair

<ul style="list-style-type: none"> • Male Connector (Housing) • Male Contacts • 2 Points Lock Bayonet 		Receptacle 	Overmolded with Cable 	Field Installable 
			** Selecting the proper cable length from 1~99m for your connector	*** Selecting UL (002) or Non-UL (001)
Current Rating (Code)	Contacts	Male Connector (M) Male Contacts (M)	Female Connector (F) Female Contacts (F)	Female Connector (F) Female Contacts (F)
20A (PWC)	03	PWC-03PMMS-LC7001 (UL) PWC-03RMMS-LC7001 (Non UL) PWC-03RMMS-LC7002 (UL)	PWC-03AFFM-LL7A** PWC-03AFFM-LL7B** PWC-03AFFM-LL7D** PWC-03AFFM-LL7E** PWC-03BFFM-LL7D** PWC-03BFFM-LL7E**	PWC-03BFFA-LL7***
20A+2A (PWCU)	(3+1)	PWCU-04RMMS-LC7001 (Non UL) PWCU-04RMMS-LC7002 (UL)	PWCU-04AFFM-LL7A** PWCU-04AFFM-LL7B**	-

Receptacle and Mating Pair

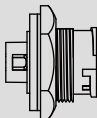
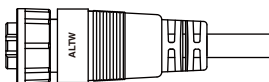

<ul style="list-style-type: none"> • Male Connector (Housing) • Male Contacts • 3 Points Lock Bayonet 		Receptacle 	Overmolded with Cable 	Field Installable 
			<small>** Cable length from 1~99m for your connector</small>	<small>***Selecting UL(002) or Non-UL (001)</small>
Current Rating (Code)	Contacts	Male Connector (M) Male Contacts (M)	Female Connector (F) Female Contacts (F)	Female Connector (F) Female Contacts (F)
20A (PWC)	03	PWC-03RMMS-TC7001	PWC-03AFFM-TL7A** PWC-03AFFM-TL7B**	-
30A (PWL)	03	PWL-03PMMB-TS7001	-	PWL-03BFFA-TL7***

Receptacle and Mating Pair

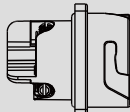
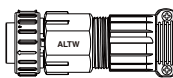
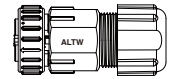
<ul style="list-style-type: none"> • Male Connector (Housing) • Male Contacts • 3 Points Lock Bayonet • PWH For Inverter Application • Unlock Tool Needed  (Part Number: ANB00010649) 		Receptacle 	Overmolded with Cable	Field Installable 
				<small>UL 6703A Certification (E-Number 346280)</small> <small>***Selecting the cable OD range 12~16mm (001) or OD 09~12mm (002)</small>
Current Rating (Code)	Contacts	Male Connector (M) Male Contacts (M)	Female Connector (F) Female Contacts (F)	Female Connector (F) Female Contacts (F)
25A (PWH)	05	PWH-05PMMC-LC8001	-	PWH-05BFFC-LL8***
30A (PWJ)	03	PWJ-03PMMB-LC8001	-	PWJ-03BFFB-LL8***


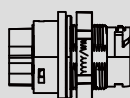

* Design and specification are subject to change without notice.

Receptacle and Mating Pair

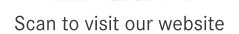
<ul style="list-style-type: none"> • Male Connector (Housing) • Female Contacts • 2 Points Lock Bayonet & 3 Points Lock Bayonet 		Receptacle 	Overmolded with Cable 	Field Installable 
		***Selecting UL (002) or Non-UL (001)	** Cable length from 1~99m for your connector	***Selecting UL(002) or Non-UL (001)
Current Rating (Code)	Contacts	Male Connector (M) Female Contacts (F)	Female Connector (M) Male Contacts (F)	Female Connector (M) Male Contacts (F)
20A (PWC)	03	PWC-03PMFS-LC7001 PWC-03RMFS-LC7*** PWC-03RMFS-TC7001	PWC-03AFMM-LL7A** PWC-03AFMM-LL7B** PWC-03AFMM-LL7D** PWC-03AFMM-LL7E** PWC-03AFMM-TL7A** PWC-03AFMM-TL7B**	PWC-03BFMA-LL7*** PWC-03BFMA-TL7001
20A+2A (PWCU)	(3+1)	PWCU-04RMFS-LC7***	PWCU-04AFMM-LL7A** PWCU-04AFMM-LL7B**	PWCU-04BFMA-LL7002

Receptacle and Mating Pair

<ul style="list-style-type: none"> • Male Connector (Housing) • Female Contacts • 3 Points Lock Bayonet 		Receptacle 	Overmolded with Cable	Field Installable  
				Non-UL (001) UL(002) ***Selecting UL(002) or Non-UL (001)
Current Rating (Code)	Contacts	Male Connector (M) Female Contacts (F)	Female Connector (F) Male Contacts (M)	Female Connector (F) Male Contacts (M)
30A (PWL)	03	PWL-03PMFB-TS7001	-	PWL-03BFMA-TL7***

<ul style="list-style-type: none"> • Male Connector (Housing) • Female Contacts • 3 Points Lock Bayonet • PWJ & PWH For Inverter Application • Unlock Tool Needed  (Part Number: ANB00010649) 		Receptacle 	Overmolded with Cable	Field Installable 
				UL 6703A Certification (E-Number 346280) ***Selecting the cable OD range 12~16mm (001) or OD 09~12mm (002)
Current Rating (Code)	Contacts	Male Connector (M) Female Contacts (F)	Female Connector (F) Male Contacts (M)	Female Connector (F) Male Contacts (M)
25A (PWH)	05	PWH-05PMFC-LC8001	-	PWH-05BFMC-LL8***
30A (PWJ)	03	PWJ-03PMFB-LC8001	-	PWJ-03BFMB-LL8***

Blank lined paper for writing.



Amphenol LTW Technology Co., Ltd. (Headquarter)

9F., No.657-12, Zhongzheng Rd., Xinzhuang Dist., New Taipei City 242, Taiwan

Telephone: +886-2-29085626 Fax: +886-2-29029787

www.amphenolltw.com

Shulin plant, Taiwan

No.10, Shutan St., Shulin Dist., New Taipei City 238, Taiwan

Kunshan plant, China

No. 62 Da Tung Road, Peng Lang Street, Kunshan City , Jiangsu Province, China

Telephone: +86-512-5761-0501

Fax: : +86-512-5761-0515

For further information, please contact :

Sales & Marketing Department | Email : sales@ltw-tech.com



Scan to visit our website